




STROM



WÄRME



KÄLTE



LICHT



USV



Image for demonstration purposes



Generating Set
RENTAL BUILDING - Diesel

GE.A13A.385/350.RB+014

1500 rpm - Trifase - 50Hz - 400V
Synchronising control panel between Gen-sets



Standard equipment

⚙️ Canopy Soundproofing

Soundproofing with class 1 polyester material
Handles with key lock and automatic closing
Special baffles for air intake and air expulsion
Inspection doors with hermetic gasket
Automatic doorstop
Externally and internally washable with sprayer

⚙️ Exhaust

Residential exhaust system -35dB(A)
Exhaust rain cap

⚙️ Fuel Supply

Single wall daily tank with 110% bunded base
Plug & Play fuel connections
Bulk tank connections with 3 way valve
Automatic shutdown system for low fuel level
Fuel gauge
Mechanical fuel gauge
Increased fuel hatch for washing

⚙️ Handling

Oversized lifting hook
Base frame with anti-overturning forklift pockets
Rubber Bumpers

⚙️ Base Frame

Bunded base at 110% of fuel tank capacity
Anti-vibrating mounting pads
Battery compartment externally accessible for easy service

⚙️ Engine

High coolant temperature and low oil pressure shutdown system
Oil pressure and coolant temperature gauge (only with QPE or +14 variant)
Oil change pump
Engine liquids (oil and antifreeze)
Tropicalized radiator
Rotating parts protection
Electronic speed governor
Battery disconnecter lockable

⚙️ Alternator

AVR Automatic Voltage Regulator
AVR Pre-arranged for parallel
Impregnation for marine environment
IP23

⚙️ Panel & connection

Emergency Stop button
Tamperproof panel IP55
Male socket for battery charger and engine pre-heater (if provided) power supply
Cable output from side
IP44 wiring
Start-up battery (pre-charged)
Plug & Play connector for Bus communication between controller (Only variant +14)
Sockets module with magnetothermal circuit breaker and Differential
Grounding point
Total power terminal box (excluded variant +12)

⚙️ Documentation


CE conformity declaration
User and Maintenance manual
Test report
Wirings diagrams
IP 55 Document pocket
Exploded drawing with spare parts codes

⚙️ Normatives

All Generating sets are compliant to CE Marking
2014/30/UE Electromagnetic compatibility
2000/14/CE Noise Emission for outdoor use
Factory-designed systems built according to ISO 9001:2015
CEI EN 60204-1:2018 - Electrical equipment of machines



STROM



WÄRME



KÄLTE



LICHT



USV

Primary data

General Information

Speed	RPM	1500
Frequency	Hz	50
PRP	KVA	350
PRP - Prime power	KW	280,0
LTP - Standby power	KVA	385
LTP - Standby power	KW	308,0
Standard Voltage	V	400/230
Current	A	505,78
Voltage for current calculation	V	400
COSFI	0,8	0,8

General electrical protection

Rated current	A	630
Type	Magnetothermal switch on panel board	
Poles	N	4P
Optional/notes	Motorized	

Noise level +/- 3dB(A)

LWA	dB(A)	92
Sound pressure level @ 7 mt	dB(A)	67
Sound pressure level @ 1 mt	dB(A)	76

Fuel Consumption

TYPE	Diesel	
Standard Fuel Tank capacity	lt	600
Autonomy @ 75% load	h	9
Fuel consumption at 100% load	lt/h	77,2
Fuel consumption at 75% load	lt/h	71,3
Fuel consumption at 50% load	lt/h	47,7

General data


Rated capacity	Ah	2x180
Auxiliary Voltage	V	24
Exhaust gas temperature	°C	490
Exhaust gas flow	l/s	400
Combustion air flow	l/s	392
Cooling fan airflow	mc/s	9,1
Exhaust diameter	mm	140

Weight and Dimensions

Dimensions (L x W x H)	cm	415x155x230
Weight with liquids (excluding optionals and fuel)	Kg (+/-3%)	3954



STROM



WÄRME



KÄLTE



LICHT



USV

Engine

Factory		FPT
Model		C13TE1F
Emissions stage		Stage 3A
Speed governor		Electronic
Radiator	°C	50
Cooling	<i>Tipo</i>	liquid (water + 50% Paraflu11)
Active net power	<i>Kwm</i>	296
Nominal net power	<i>CV</i>	402,2
Cycle	<i>Tipo</i>	4 strokes
Injection	<i>Tipo</i>	Direct
Aspiration	<i>Tipo</i>	Turbo
Numbers of cylinders	<i>N</i>	6
Cylinders arrangement		L
Bore	<i>mm</i>	135
Stroke	<i>mm</i>	150
Total displacement	<i>lt</i>	12,876
Engine oil features		15W40-API CI-4/CH-4 ACEA E5-E7
Total oil capacity	<i>lt</i>	35
Total coolant capacity	<i>lt</i>	67
ISO 8528-5 class		G3

Alternator

*** May vary based on stock availability. However, a primary brand will be used.**


Factory		Stamford
Model		S4L1D-E
PRP continuous power	<i>KVA</i>	360
Voltage Regulator (voltage accuracy)	<i>+/- %</i>	1
Poles	<i>N°</i>	4
Phases	<i>N°</i>	3+N
Standard windings connection		Star Series
Stator/rotor impregnation		H (Outdoor Temp 40°C)
Efficiency	<i>%</i>	93,3
Engine coupling		Elastic disk
Short circuit current		>= 300% (3In)
Protection degree	<i>IP</i>	23
Cooling system		Self ventilating
Maxium overspeed	<i>rpm</i>	2250
Waveform distortion	<i>%</i>	<5
Exciter		Diode bridge

Standard operating environmental conditions

Ambient temperature	°C	25
Relative Humidity	<i>%</i>	30
Max altitude	<i>mt</i>	1000



STROM



WÄRME



KÄLTE



LICHT



USV

Control Systems on board QPA-PAR-3F-V1RB

QPA Synchronising control panel between Gen-sets

The QPA control panel controls and manages the synchronisation between gensets. The module can be synchronised with up to 32 generators within the same system. Automatic remote start, synchronisation with others gensets and load sharing, load shedding controls. The module includes USB port, USB host, Can-bus communication port, Modbus RS-485 communication port.

⚙️ Mechanical features

Protection degree	IP	55
-------------------	----	----

⚙️ Battery charger

Model		ELCOS - CB1
Maximum output current	A	2,5
Output DC voltage (selectable)	V _{dc}	12-24
Input AC voltage (selectable)	V _{ac}	220-260
Frequency	Hz	50-60

⚙️ Sockets module

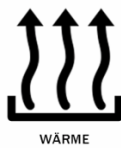
Protection	Type	Differential Magnetothermal breakers
Sockets		N. 1 CE Schuko 16A 230V
Sockets		N. 1 CE 2P+T 16A 230V
Sockets		N. 1 CE 3P+N+T 16A 400V
Sockets		N. 1 CE 3P+N+T 32A 400V
Sockets		N. 1 CE 3P+N+T 63A 400V
Male socket		N. 1 CE 2P+T 16A 230V

⚙️ Data Communication

Data connection port	RS-485
Communication protocol	Mod-bus RTU-8N1

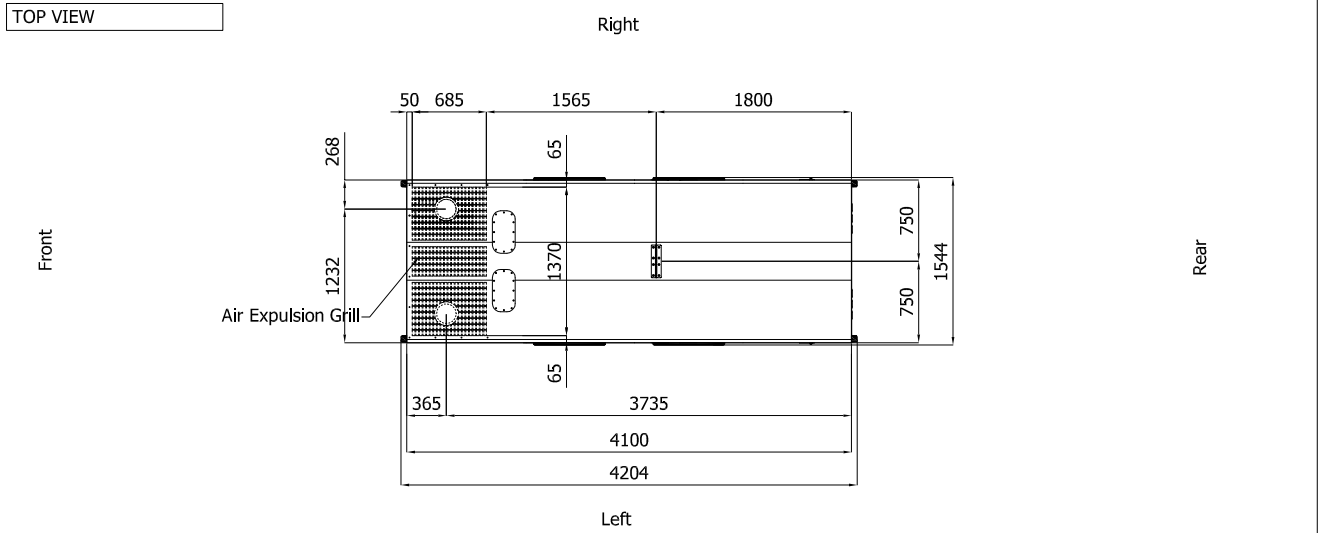
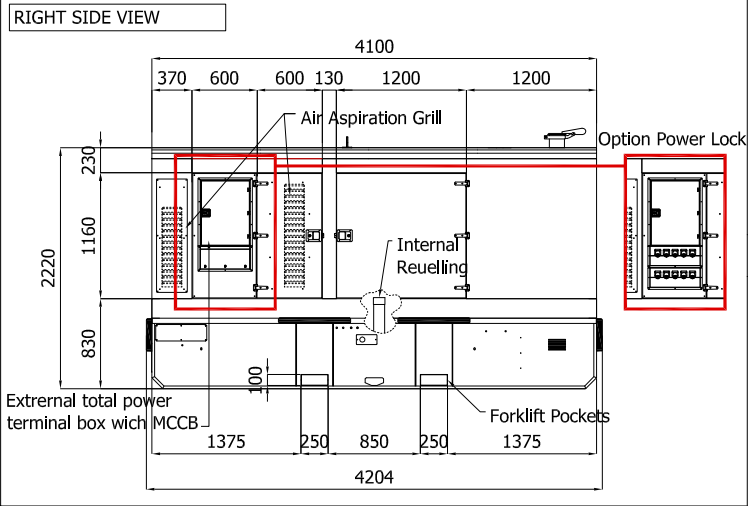
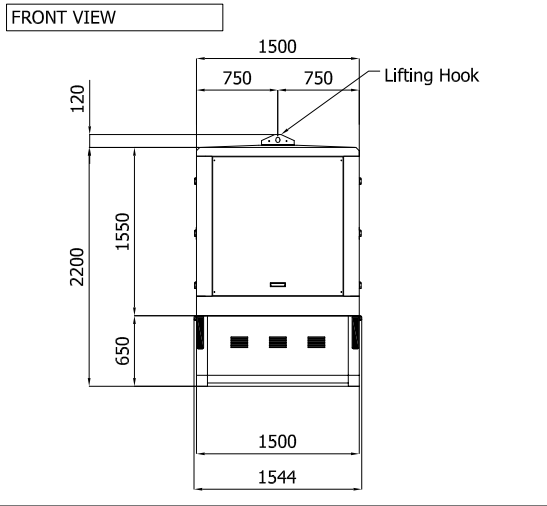
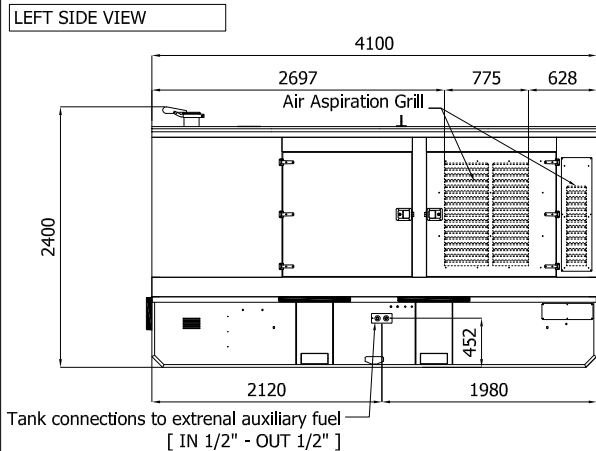
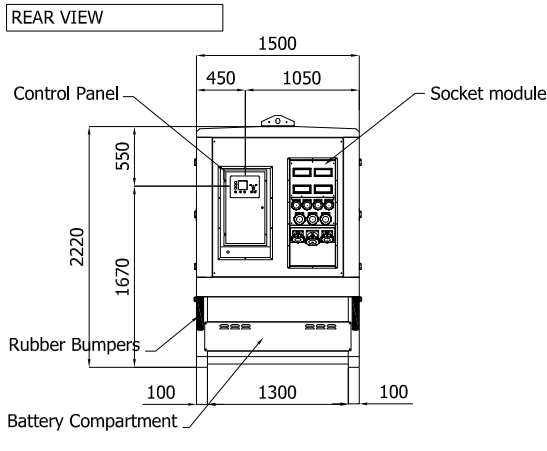
⚙️ Remotable functions in terminal box

GS start	Common Alarm - DC output
Remote horn - DC output	Genset running
Genset ready to start - DC output	Motorized GCB close/open command
GCB feedback	Digital input available
Digital bus communication between controllers	Syncro Bus (Vac)



Sheet:	C 4100.RB	RENTAL BUILDING	Exhaust side:	Type:	STANDARD	Rev:	00	Last Update:	Dec 05, 2018	Page 1/2
--------	-----------	-----------------	---------------	-------	----------	------	----	--------------	--------------	----------

OVERALL DIMENSIONS [mm]



VENTILATION OF THE ROOM


The windows area in the generating set room needs to be (recommended):
 Aspiration: 1.05 m²
 Expulsion: 1.00 m²
ATTENTION: for a correct ventilation the expulsion air and the exhaust gas needs to be conveyed in the open-air

IMPORTANT:

- 1) Form and dimension refer to the generating set on catalogue
- 2) Form and dimension are subject to change in order to update or improve the products



STROM



WÄRME



KÄLTE



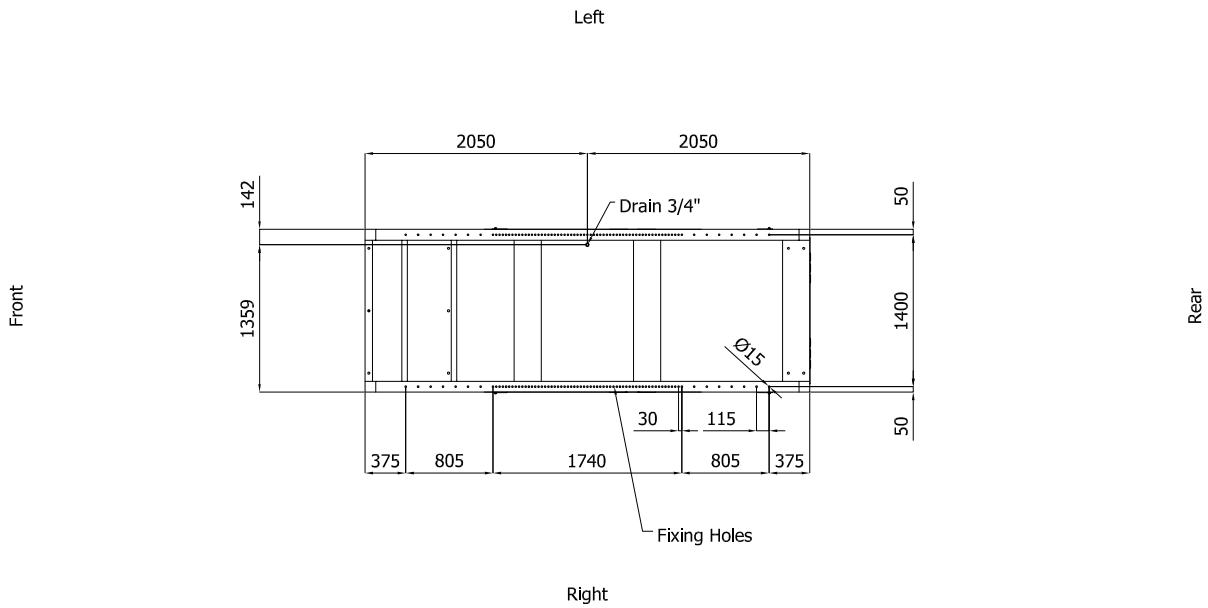
LICHT



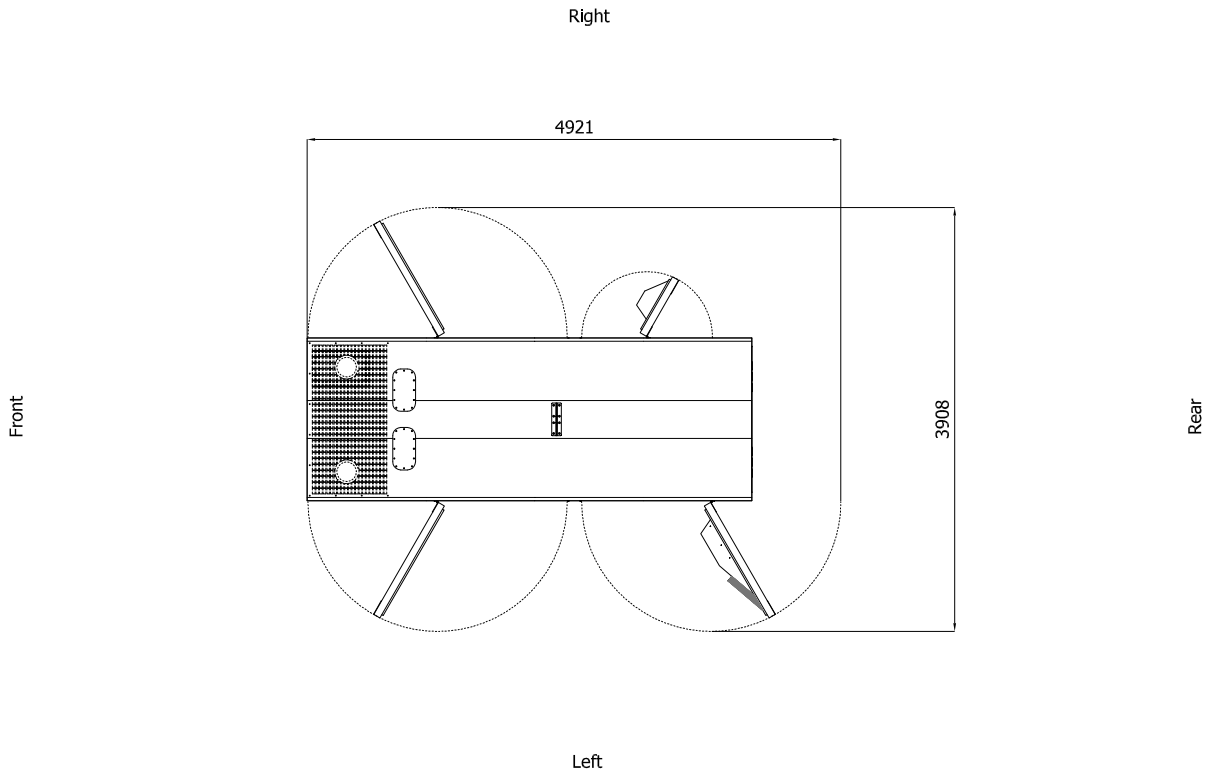
USV

Sheet:	C 4100.RB	RENTAL BUILDING	Exhaust side:		Type:	STANDARD	Rev:	00	Last Update:	Dec 05, 2018	Page 2/2
--------	-----------	-----------------	---------------	--	-------	----------	------	----	--------------	--------------	----------

BOTTOM VIEW



DIMENSIONS WITH OPEN DOORS [mm]



Note: -With Lifting-Off Door Solution consider only canopy dimensions.

IMPORTANT:
 1) Form and dimension refer to the generating set on catalogue
 2) Form and dimension are subject to change in order to update or improve the products